


K.R. MANGALAM WORLD SCHOOL
CLASS II
SUMMER HOLIDAY HOME WORK, 2010-2011



You'll call it HomeWork....
your child will call it
FUN!!!!



Name: _____ Class: _____

Dear Parents,

Holidays are time when you can connect with your child in many ways. As you are your child's first and most important teacher, you can encourage your child's love of learning by participating in educational activities at home. Working together on the activities will help your child build confidence, learn to reason and develop skills necessary for his/her education.

- Take your child for a morning walk, talk about things you can see around.
 - Play indoor games with your child like ludo, carom board, scrabble etc.
 - Let your child help around the house doing small jobs like dusting, cleaning the table, filling water bottles, watering the plants etc.
 - To spend some quality time with your child, take them out for a movie and have fun together.
 - Please make sure that your child completes his/her holiday homework.
 - Holiday homework is also available on our school website: www.krmangalam.com
- ❖ Homework should be stapled in a booklet form and sent with your ward to school by _____

Class Representative

Primary Incharge

Principal

ENGLISH

- READ ALONG

While spending quality time with your child, make him/her read the following books:

1. Fairy tales (by Enid Blyton)
2. Old famous fairy tales like Cinderella, Snow White etc.
3. Stories from Panchtantra

- Read any one story from a story book and write 10 new words
- Arrange these words in alphabetical order and then write their meanings and make sentences.

NOUNS

I. Complete the nouns in the square using the clues given below:

1	T			
2		T		
3			T	
4				T
5			T	
6		T		
7	T			

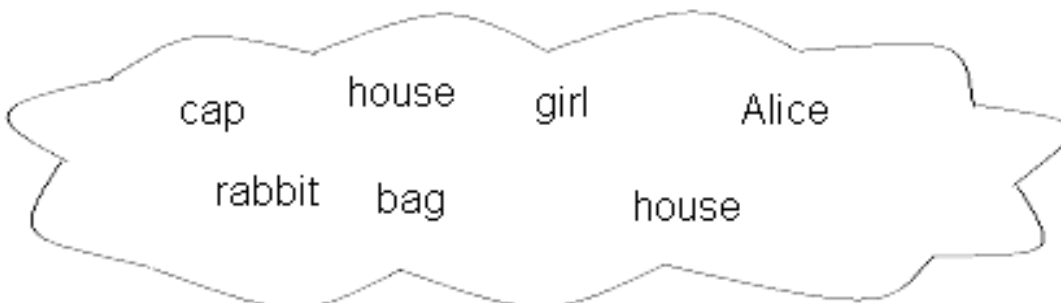


1. A monkey has a long _____
2. I saw him at the bus _____
3. "What is the _____ today?" "10th,"
4. Birds build this _____
5. The boy is flying a _____
6. A _____ twinkles in the sky in the night.
7. Parrot is sitting on the _____



Complete this story by filling in the blanks with the suitable nouns:

Alice was a young _____. One day she had a
 In the dream, a white _____ came running to
 her. He was wearing a _____ and carrying _____.
 He passed by Alice and went into his _____.
 _____ followed him. Alice could not go inside the
 rabbit's _____ and went back home.



PROPER NOUNS

I. Find proper nouns in the grid below:

G	F	H	I	D	L	C
M	R	S	N	E	M	H
A	I	Y	D	W	G	E
P	D	H	I	Q	W	N
R	A	K	A	M	A	N
I	Y	O	R	C	T	A
L	D	I	W	A	L	I

1. a day
2. a month
3. a city
4. a festival
5. a name
6. a country

II Underline the proper nouns in the following sentences:

1. Peter and Susan are going to beach.
2. Next Tuesday is a public holiday.
3. Many children enjoyed the movie Lion King.
4. July is the hottest month of our country.
5. Mr. Lee is reading an interesting book.
6. One day Ali Baba saw the forty thieves in a cave.

PUNCTUATIONS




Please help me in
rewriting the sentences
using capital letter and
full stop.

- the boy hit mohan with a stick

- mr. sinha is an engineer

- we saw a tiger among the bushes

- simla is a hill satation



- mount everest is situated in Himalayas

❖ Punctuate the following sentences using question marks:

- Where are you going _____
- When will Shivani and Aditi go to the market _____
- Who is that girl _____
- How many pencils do you have _____

PUNCTUATIONS

- ❖ Complete the sentences with the words of your choice. Use commas wherever necessary.

a) My sister bought _____ and _____
from the fruit stall.

b) We saw _____ and
many other animals at the zoo.

c) My hobbies are _____ and
_____.



- ❖ Rearrange the jumbled words to form a sentence. Use capital letters and full stop wherever required.

1) is/ book/ good/ this/a

2) festival/diwali/light/of/is/ a

3) you/ homework/have/your/done

4) are/ mita/friends/sita/ram/and

5) football/ playing/loves/he



❖ Answer the following questions:

1) What is your name?

Ans. _____

2) Who has taken your pencil?

Ans. _____

3) Where do you live?

Ans. _____

4) Have you got a scale?

Ans. _____

5) Which is your favourite colour?

Ans. _____

6) When is your father's birthday?

Ans. _____

7) Do you like chocolates?

Ans. _____

8) Is it hot today?


Ans. _____

9) Who is your friend?

Ans. _____

10) Which is your favourite cartoon character?

Ans. _____



The Clever Little Mouse



❖ Read the following passage and answer the questions that follow:

Shantha was an old lady who lived all alone in a small hut. She made curd and cheese, and sold them to the people to make money. There were always a lot of mice running around picking up bits of cheese on the ground.

A little mouse came out of his hole and saw a mousetrap, which was open. Before he could do something, another mouse entered and got caught. This little mouse got an idea. He took a steel wire and opened the trap door. His friend came out. They took the piece of cheese and closed the trap door. The clever little mouse had saved his friend.


❖ Answer the following questions:

1. How did Shantha earn money?

Ans. _____

2. Why were there so many mice in the house?

Ans. _____

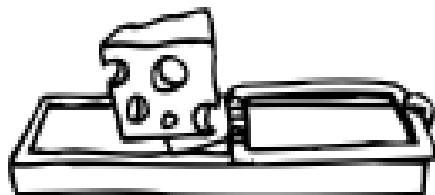


3) What did the little mouse see one day?

Ans. _____

4) How did the little mouse save his friend?

Ans. _____



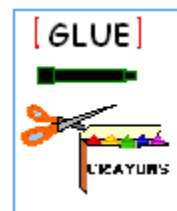
EVS


• MY FAMILY TREE!!


- Making a visual family tree that shows your extended family is a project your child will really enjoy. Your child can make a simple but pretty family tree and learn about family's heritage.

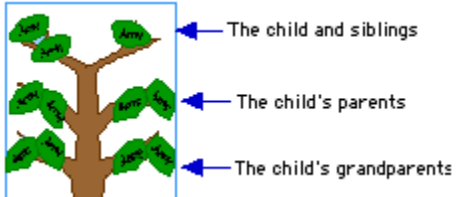
MATERIAL REQUIRED:

- Sky blue and green construction paper
- Crayons, tempera paint, or markers
- Scissors
- Glue stick



	<p>Draw a large tree with many branches.</p>
--	--

	<p>Cut out leaves from the green construction paper or use <u>leaf rubbings</u> that you cut out.</p> <p>Each leaf will represent a person in the child's family and should be big enough to write that person's name on the leaf. Cut enough leaves for each of the child's siblings, parents, and grandparents (or more!).</p> <p>Write the name of each person on his or her leaf. You might want to include the relative's relationship to the child, like "Grandma Joan Smith."</p>
---	--

	<p>Glue the leaves to the tree. Put the child's generation at the top of the tree, the parents at the second level, and the grandparents at the bottom.</p>
---	---

- **The colours of Dussehra!!**

Vijayadashami is a festival celebrated across India. It celebrates the victory of the forces of Good over Evil.

So...Use your creative imagination.... colour and decorate the facemask of Ravana- the king of Lanka!

** Please note: Material required has been given to your ward in the class.

MATHS

ASSIGNMENT-1

Q1. Write the missing numbers.

a) 150 _____ 155 _____

b) _____ 207 _____ 210 _____

c) 401 _____ 405 _____

d) 355 _____ 361 _____

e) 177 _____

Q2. Arrange these in ascending order.

a) 123 345 209 451 105 987

Ans. _____

b) 456 256 321 154 243 654

Ans. _____

c) 987 765 324 329 452 981

Ans. _____

d) 600 300 200 400 500 800

Ans. _____

Q3. Arrange these in descending order.

a) 123 345 209 451 105 987

Ans. _____

b) 456 256 321 154 243 654

Ans. _____

c) 987 765 324 329 452 981

Ans. _____

d) 600 300 200 400 500 800

Ans. _____

ASSIGNMENT-2

Q.1 Ring the largest and cross the smallest number in each row.

59	61	75	69	56	62	57	63
82	83	87	84	78	85	80	81
97	95	96	90	92	93	98	91
100	95	98	45	56	78	88	94
12	19	15	20	13	1	46	38
32	35	44	50	30	49	43	20
68	78	74	60	79	81	92	99
74	80	73	71	92	77	85	88
48	54	57	40	62	68	44	45
95	96	97	93	99	92	90	91
30	44	12	32	55	67	40	23

Q.2 Write the following numbers in words

a) 248 - _____

b) 500- _____

c) 701- _____

d) 888- _____

e) 674- _____

Q.3 Write the following number names in numerals.

Six hundred four	
Eight hundred thirty two	
Seven hundred fifty two	
Two hundred eighteen	
Six hundred twenty	
One hundred forty six	
Three hundred ten	
Eight hundred sixty two	
Nine hundred eighty nine	
Six hundred twelve	

ASSIGNMENT-3

Q.1 Fill in the chart.

Number	Hundreds	Tens	Ones
927			
843			
349			
583			
675			

Q.2 Write the place value of the underlined digit.

a) 289- _____

b) 460- _____

c) 842- _____

d) 961- _____

e) 770- _____

Q.3 Write in expanded form.

a) 146 = _____ + _____ + _____

b) 188 = _____ + _____ + _____

c) 200 = _____ + _____ + _____

d) 218 = _____ + _____ + _____

e) 175 = _____ + _____ + _____

Q.4 Write in short form.

a) $400 + 70 + 3 =$ _____

b) $500 + 60 + 9 =$ _____

c) $800 + 40 + 0 =$ _____

d) $900 + 10 + 1 =$ _____

e) $200 + 40 + 7 =$ _____

Have fun!!!

**Enjoy your
holidays!!!!!!**